

LEARNING OBJECTS FOR PROGRAMMING

Ion MIERLUS – MAZILU

*Department of Mathematics and Computer Science,
Technical University of Civil Engineering
122-124 Lacul Tei, Bucharest, ROMANIA
Tel: +40212421208, Fax: +40212420781
E-mail: mmi@mail.utcb.ro*

Maria Alina VADUVA

*Sirineasa's Primary and Secondary School,
Sirineasa, Valcea, ROMANIA
E-mail: alimary76@yahoo.com*

ABSTRACT

The Codewitz Learning Objects for programming are interactive visualizations of program code examples or programming tasks. They have been developed to help students to understand programming structures more easily. A Codewitz Learning Object can cover any specific programming problem in any programming language. Learning Objects can also cover the problem-solving logic at the algorithmic level.

A learning object focuses on one specific learning goal. Each learning object has to be independent, without links to other objects or resources. Thus for example, server-side generated web pages are not valid as Codewitz Learning Objects. This independence ensures the real reusability of the learning object.

1. INTRODUCTION

Learning computer science and especially programming seems to be a difficult task for students today. What is the best way to teach computer science to novice students is a question; many teachers have been considering recently and is even more relevant now, than a few years ago, when computer science no longer seems to be an attractive subject to university students in Western Europe, America, Australia, New Zealand and even other parts of the world. What can we do to help students to gain better understanding of fundamentals of programming and feel the joy of running programming codes successfully? The answer is not simple and depends on what you consider most important in teaching. Some authors emphasize choice of fist language, other emphasizes teaching methods and organization of the study and some mention the use of different media or multimedia for support. An object orientated approach or a procedural approach has been discussed and communication skills and collaborate skills are among many desirable skills computer science students should be trained in [6].

Computer science students often have diverse backgrounds and learning styles that can call for miscellaneous learning and teaching methods. Some even state that "methods used to teach introductory computer

programming to college students are becoming outdated" [8]. Research indicates that novice programmers have difficulty in understanding programming concepts, the syntax of codes and the interpretation of blocks of codes [7]. Teachers are looking for new methods and support for their teaching, they want to help students and motivate them and learning objects with their visualization might be considered feasible support.

2. DISTANCE EDUCATION, LEARNING OBJECTS

There are many definitions regarding the term of distance education, involving the educational access, closely related to the information technology and communication infrastructure.

The California Distance Learning Project's definition is: "Distance Learning (DL) is an instructional delivery system which connects learners with educational resources. DL provides educational access to learners not enrolled in educational institutions and can augment the learning opportunities of current students. The implementation of DL is a process which uses available resources and will evolve to incorporate emerging technologies."

As defined by Michael Moore, then director of The American Center for the Study of Distance Education, Penn State: "Distance education is planned learning that normally occurs in a different place from teaching and as a result requires special techniques of course design, special instructional techniques, special methods of communication by electronic and other technology, as well as special organizational and administrative arrangements".

The ITC (Instructional Telecommunications Council) definition is: "The process of extending learning, or delivering instructional resource-sharing opportunities, to locations away from a classroom, building or site, to another classroom, building or site by using video, audio, computer, multimedia communications, or some combination of these with other traditional delivery methods."

Distance education became significant because of if its divergence from the common centralized school model by bringing the school to the student instead of sending the

student to the school. Distance education became successful because it filled a need generated by an increasing number of nontraditional students. The potential audience for distance education is much more varied and much larger than any educational establishment estimated.

Benset (2005) states the term learning object has been over-used and there are different definitions, strategies and standards of learning objects [11]. IEEE has a broad definition of learning objects as “any entity, digital or no digital, which can be used, or reused referenced during technology supported learning.” Nugent et al. (2005) declare a learning object simply as “a structured, standalone media resource that encapsulates high quality information to facilitate learning and pedagogy” [10].

The *Codewitz Learning Objects* are interactive visualizations of program code examples or programming tasks. They have been developed to help students to understand programming structures more easily. A Codewitz Learning Object can cover any specific programming problem in any programming language. Learning Objects can also cover the problem-solving logic at the algorithmic level.

A learning object focuses on one specific learning goal. Each learning object has to be independent, without links to other objects or resources. Thus for example, server-side generated web pages are not valid as Codewitz Learning Objects. This independence ensures the real reusability of the learning object.

Technically, the above definition restricts the choices for implementation. At the time of writing, these three suitable techniques are available: Flash, Shockwave and Applets. They allow Codewitz Learning Objects to be developed according to the above definition. Any solution having web-browser capability and the independence from any other technical aid is acceptable. Only browser aids like plug-ins or players are accepted.

Characterization of Codewitz Learning Objects

- Browser capable
- Stand-alone (no server or other technical dependencies)
- Reusability
- Not linked to any other learning object or resource
- Focusing on one specific learning goal

This section deals with the issue of how technology has impacted distance education. Gates stated that people might fear that technology would “dehumanize” education. He added that if people could watch students living in different countries and exchanging information across the borders, they might rethink that technology would actually “humanize” education. Gates continued by stating “the same technological forces that will make learning so necessary will also make it practical and enjoyable. Corporations are reinventing themselves around the flexible opportunities afforded by information technology; classrooms will have to change as well.”[3]

The society is changing rapidly, and as educators we need to be sensitive to these changes and respond to them in a measured and thoughtful manner. As such the rules for quality education at a distance are not very different from those that work in a classroom.

Since quality education is a concept that varies among individuals, it is hard to agree on a definition of quality in education. Aldag and Stearns (1991) suggest that quality is what a consumer wants from products and services and is willing to invest in. Moore and Kearsely (1996) discussed “quality assessment” as an important factor in the process of managing a distance education project. The authors stated that a distance education project should be assessed based on several factors. These include “quality of application and enrollment, student achievement, student satisfaction, faculty satisfaction, program or institutional reputation, and quality of course materials. Each of these factors reflects different aspects of quality”.

The most important factor for quality distance education is advanced planning. In distance education strategic planning is not an option but a necessity. The planning process can be summarized in a five-step model:

- Analyzing the needs of the learner
- Designing instruction based on students' learning needs
- Developing instructional materials
- Implementing instructional sessions
- Evaluating the results systematically.

A general model for distance education:

- Must respond to the real needs of learners. As such, distance education is learner-centered.
- Includes teaching and learning strategies, and activities that are based on the analysis of the subject matter at hand.
- Must specify teaching and learning strategies and activities in terms of cognitive and behavioral skills the learners need to acquire in order to master the subject matter.
- Must specify teaching and learning strategies and activities in a context familiar to students in order to maximize its affective appeal and motivation to learn.
- May be complex, but not complicated to implement, if students are scattered in a wide geographic area. Provisions for local library access, monitored tests and exams, and access to health-care must be provided.

3. CODEWITZ LEARNING OBJECTS

The students of basic programming courses usually do not make much progress (Kölling & Rosenberg, 1996). To improve the students’ progress we start to produce and evaluate unique illustration, animation and visualization aids for students and teachers of computer programming, who are involved in the field of professional and/or higher education.

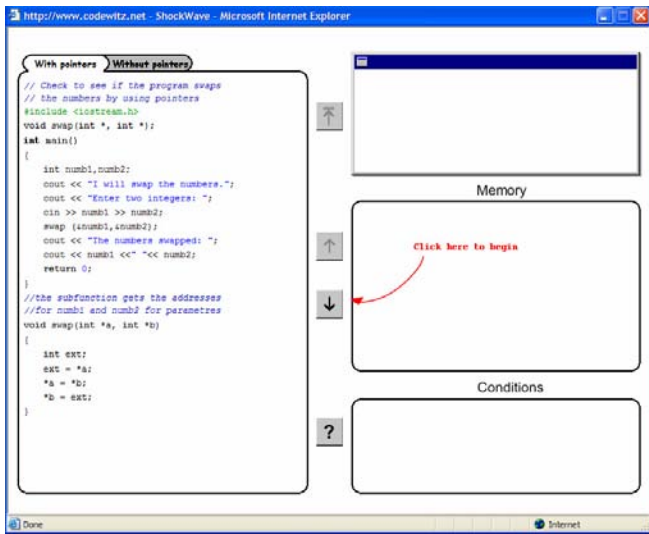


Figure 1

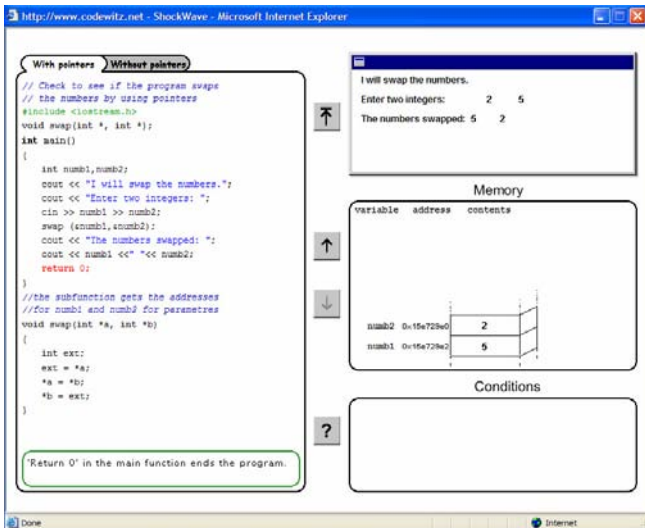


Figure 1a

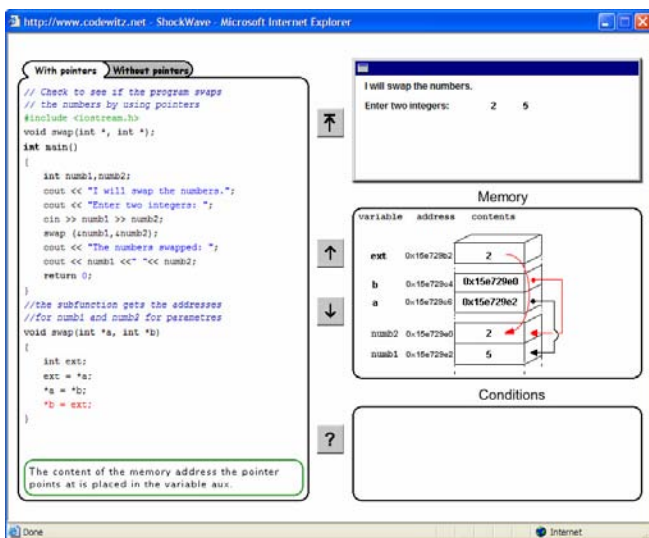


Figure 1b

By reducing complexity in learning computer programming these aids, referred as Learning Objects help the learners to better understand and master, and the teachers to better explain and illustrate the problems connected to the use of basic and advanced structures in computer programming.. The learning objects discussed in this paper are from the Codewitz (www.codewitz.net) project which is a Minerva Socrates project that emphasizes developing and producing interactive web-based learning objects for programming courses.

The idea of the program visualization learning objects is debugger like step-by-step program execution in both forward and backward directions (Figure 2). The program code is highlighted in each important step of the program execution and the run of the execution in code is also visualized by arrows when necessary. In each step of the program execution console is visible as well as the memory area. There are also areas for the conditions and for the short explanations of the current step. The memory part is the only one where the layout can be changed according to the subject as learning goal. These changes appear for example in case of arrays when the structure of the array is visualized.

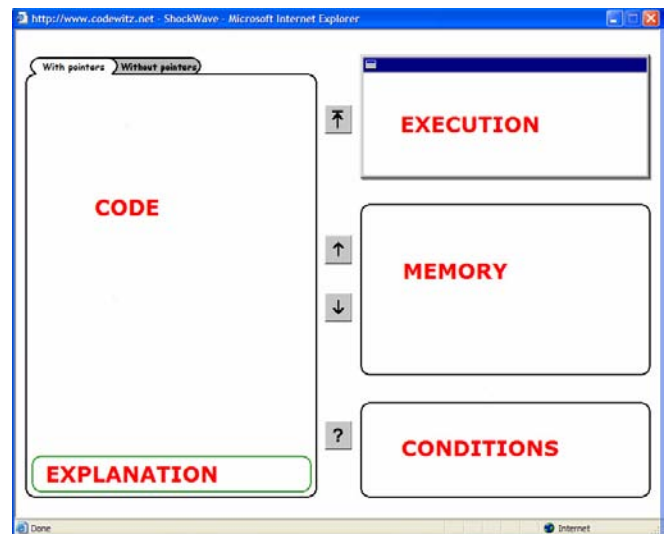


Figure 2

The design of most of the objects is similar to the one in Figure 1 but some have a slightly different design as can be seen in Figure 3, where the task is explained for an exercise and a feedback given.

Learning objects in the Codewitz project are web-based standalone visualizations of programming tasks or code examples built for clear specific learning goals. The Codewitz learning objects are so far mainly for supporting C++ teaching and learning but some of the objects are also for teaching/learning Java. At the end of the project as many as 178 learning objects have been made and they are accessible through the project's website where plans for about 400 new objects can also be found. Figure 1 shows an

example of a learning object which explains pointers. Here we can see that the object has an area for input/output from the student, execution that shows step by step what is going on and an area for Memory and Conditions. Many of the objects also have an explanation area.

To make the objects the partners could use different methods or programs and most of them used Macromedia Director so many of the objects need Macromedia Shockwave to run but some are made with Flash and some with Java.

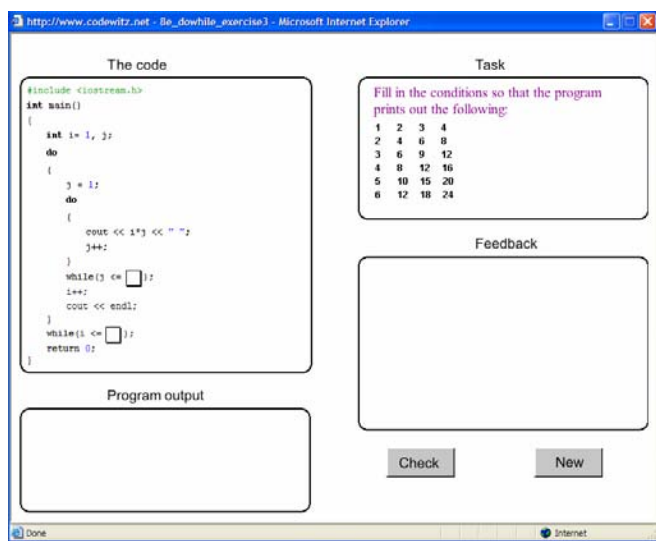


Figure 3

4. A CASE STUDY

To improve the progress of the students of programming language courses, visualization learning objects are produced and used as learning material. In some institutions the students have different study backgrounds. Some come to the course with non-theoretical and some with theoretical studies behind them. The focus is set on the differences in the effects of program visualization learning objects on the students' course results.

The study was organized on the same course in two years: In the first year students do not have the program visualization learning objects as learning material available and in the second year they have the program visualization learning objects available. The students study exactly the same course.

The effects of the program visualization learning objects on the results are then analyzed by the final course points and grades and activity of the students and also with a survey about all learning materials available held at the end of the course.

The study was conducted in Technical University of Civil Engineering during two years 2004-2006 for Civil Engineering students department who are non-major students in programming. These civil engineering students have one obligatory programming course included in their

studies. This course is called Programming Language and the course covers the first steps of programming like variables, selection, loops, arrays and functions. The Programming Language course is timed in the second semester of the second year of their studies and the scale of the course is three credits. The course consists of lectures and lab exercises. Each student has two lecture hours and also two lab hours per week.

Each year four groups of around 25 civil engineering students are formed. The groups have the Programming Language course parallel with the exactly same content. It is assumed in the course everyone has no previous knowledge about programming.

The organization of the study was divided in two years. In 2003-2004 the students had the courses in a traditional way with no program visualization learning objects available. The 2004-2005 courses were organized with program visualization learning objects available for the students as learning material in the local network throughout the course. In 2005 all the students were guided by the teacher to use the learning objects as the extra learning material.

The program visualization learning objects were occasionally also used as program examples by the teacher. The both year courses were held by the same teacher with the same material and with the same outside classroom assessments for the students. At the end exactly the same paper exam was given to the students in both years. The exam papers were not given back to the students. Thus the questions in the exam are considered not to be known by the next year students.

This study consists of two parts. The first one is the results of the courses in two years. The first study takes also into account also the activity of the outside classroom assessments made by the students during the course. The second study is the survey made for the students at the end of the course. In this survey the students answered to the questions concerning their background and the usefulness of different kind of learning materials in their learning process. This survey was conducted during the last lessons of the course.

The results consist of the final grade and the activity of the students. Final grade is between 1 and 10 where 4 is failed, 5 first grade for the completion of the course and 10 is the best grade (Figure 4).

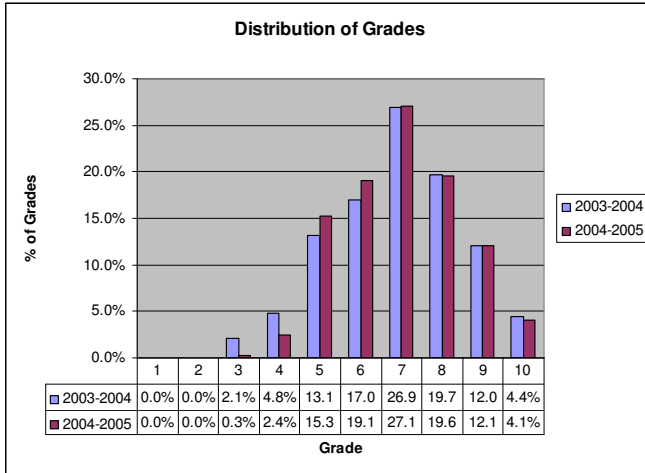


Figure 4

In the survey the students were asked about their programming skills before the course, about the skills in using computers in general, about all learning materials used in the course and program visualization learning objects (used only in 2004-2005 courses). The survey result about visualization learning objects was very good (Figure 5).

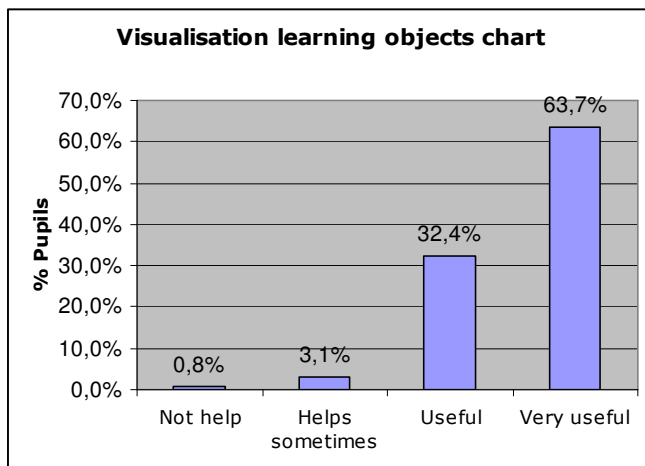


Figure 5

Also, we use this learning object at the *Sirineasa's Primary and Secondary School*, and the pupils were so interesting in this type of learning objects. In the class, for them, we use the learning object like in Figure 3.

In the survey the pupils were asked about all learning materials used in the course and program visualization learning objects. The survey result about visualization learning objects was very good (Figure 6). All of them think

that the learning objects are very useful and help them to understand the idea of programming.

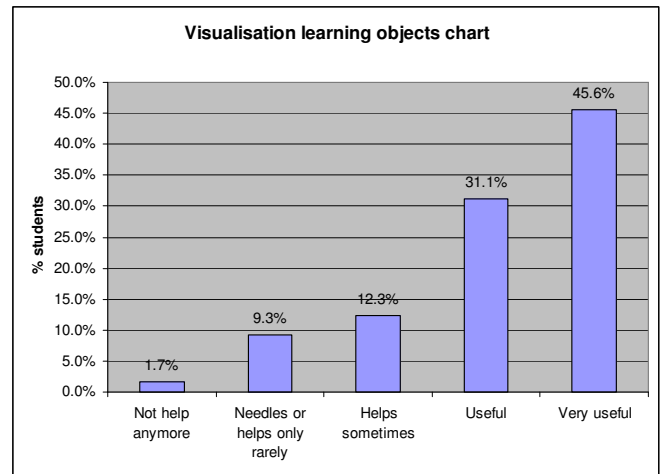


Figure 6

5. CONCLUSION

Interactive learning object is an idea that many teachers welcome in their search for new methods and support for novice programming students. What subjects to explain with the help of learning object is always a question and in the Codewitz project the need analysis was helpful for the project partners to choose where to begin. To introduce the learning objects to teachers and students is still an ongoing process and all teachers can become partners in Codewitz, get access to the material bank and take part in developing more interactive learning objects.

It is quite clear that students believe that learning objects can be useful for them as novice programming students. But it is also quite clear that more introductions and better integration of learning objects is needed to encourage students to use them more frequently as a normal part of their programming study. Only a part of the students seem to use extensive material outside the classroom and although they know about good material they somehow do not use it. Here we might have to deal with students learning style and their immaturity as learners. Codewitz learning objects are not the witchcraft we might need in teaching programming today but I believe it could be useful especially if it becomes integrated into teaching and learning and a natural part of students programming life.

ACKNOWLEDGMENTS

A part of this work was supported by European Union's Socrates program Minerva: ODL and ICT in Education under "CodeWitz / Minerva - For Better Programming Skills" (109986-CP-1-2003-1-FI-MINERVA-MPP).

The authors thanks for assistance in the preparation of this paper to Codewitz Team, and to him son *Ion Andrei*, for his understanding.

REFERENCES

- [1] Asrun Matthiasdottir (2006). "Usefulness of Learning Objects in Computer Science Learning. The Codewitz project" Proceedings of the Codewitz Open Conference Methods, Materials and Tools for Programming Education, Tampere, Finland.
- [2] Codewitz project. (2004) Codewitz Website <http://www.codewitz.net/>
- [3] Gates, B. (1995). "The road ahead" Penguin Group. New York, USA.
- [4] Esa Kujansuu (2006). "Using Program Visualisation Learning Objects with Non-major Students with Different Study Background" Proceedings of the Codewitz Open Conference Methods, Materials and Tools for Programming Education, Tampere, Finland.
- [5] Lahtinen E., Ala-Mutka K. and Jävinen H. (2005). "Early programming: A study of the difficulties of novice programmers." Proceeding of the 10th annual SIGCSE conference on Innovation and technology in computer science education ITiCSE '05. Portugal.
- [6] Ma L., Ferguson J., Roper M. (2005). "A Collaborative Approach to Learning Programming: A Hybrid Learning Model" Proceeding from the 6th Annual Conference of the Subject Centre for Information and Computer Sciences. HE Academy. Ireland/UK.
- [7] McGill, T. J. and Volet, S.E. (1997). "A Conceptual Framework for Analyzing Students' Knowledge of Programming" Journal of Research on Computing in Education, 29(3): 276-297.
- [8] McKeown J. (2004). "The use of a multimedia lesson to increase novice programmers' understanding of programming array concepts" Journal of Computing Sciences in Colleges, Volume 19 Issue 4.
- [9] Nistorescu M, Carabaneanu L, Mierlus Mazilu I (2006). "Distance Education and Interactive Technology" Proceedings of the Codewitz Open Conference Methods, Materials and Tools for Programming Education, Tampere, Finland.
- [10] Nugent G., Soh L., Samal A., Person S. and Lang J. (2005). "Design, Development, and Validation of a Learning Object for CS1" Proceedings of the 10th annual SIGCSE conference on Innovation and technology in computer science education. Portugal.
- [11] Sun S., Joy M. and Griffiths N. (2005). "A Innovative Use of Learning Objects and Learning Style in Pedagogic Agent Systems" Proceeding from the 6th Annual